

**Government of Bihar**  
**Urban Development and Housing Department**

From,

**Deputy Secretary,**  
Urban Development and Housing Department,  
Government of Bihar.

To,

**Registrar General,**  
Principal Bench, NGT,  
Faridkot House, Copernicus Marg, New Delhi- 110001.

Date: 18/10/24

**Subject: Submission of Compliance Report as per the direction of Hon'ble NGT under Original Application No.606/2018.**

**Reference:** Original Application No.606/2018; In re: Compliance of Municipal Solid Waste Management Rules 2016 and other environmental Issues.

Sir,

With reference to the subject noted above, as per the directions of Hon'ble NGT under O.A. No. 606/2018 (Compliance of Municipal Solid Waste Management Rules 2016 and other Environmental Issues), dated 12.09.2024, a compliance report for the progress of solid and liquid waste management in the State of Bihar duly signed by the Chief Secretary, Government of Bihar is attached herewith along with relevant annexures for your kind perusal.

**Enclosure: ibid**

Sincerely,



**Deputy Secretary,**  
Urban Development & Housing Department,  
Government of Bihar.

**Compliance Report**  
**as per the order passed by**

**Hon'ble NGT**

**under**  
**Original Application No. 606/2018**

**“Compliance of Municipal Solid Waste Management Rules  
2016 and other Environmental Issues”**

**by**



**बिहार सरकार**

**Chief Secretary**  
**Government of Bihar**

**October 2024**

## Introduction

The principal bench of Hon'ble NGT has issued an order dated 04.05.2023, under Original Application No. 606/2018 In re: "Compliance of Municipal Solid Waste Management Rules 2016 and other Environmental Issues". In this matter, the tribunal has identified a gap of 4072 TPD in the processing of municipal solid waste, 1174471 Tonnes of legacy waste and 2193 MLD in the treatment of sewage for the State of Bihar. Based on the gap an environmental compensation (EC) of Rs. 4000/- Cr was levied taking the 2000 MLD gap in sewage treatment (@ Rs. 2 Cr per MLD). No EC was levied to manage solid waste for the time being.

In this regard, an undertaking duly signed by the Chief Secretary, Bihar was submitted to the Principal Bench, NGT vide letter no. 1973, dated 04.05.2023, mentioning the creation of a ring-fenced account for the management of solid and liquid waste in the state and the fund in the ring-fenced account will be called 'Solid and Liquid Waste Management Fund'. A copy of the said letter is attached herewith as **Annexure I**. Subsequently, the Government of Bihar has set up the Ring-Fenced Account and maintained Rs. 4000/- crores (Four thousand crores) to overcome the existing gap in the solid and liquid waste management in the state as per the directions of the Chief Secretary, Bihar. The same has been communicated to the NGT vide letter no. 5839, dated 29.09.2023. A copy of the said letter is attached herewith as **Annexure II**.

To sanction projects under the Ring-Fenced Account (Solid and Liquid Waste Management Fund) a **Monitoring and Advisory Committee** has been constituted under the chairmanship of the Chief Secretary, Bihar with Urban Development & Housing Department, Panchayati Raj Department, Rural Development Department, Finance Department, Bihar Urban Infrastructure Development Corporation Ltd (BUIDCO) and Bihar State Pollution Control Board as Stakeholder Departments. The Committee has discussed the proposals of the Rural Development Department and Urban Development & Housing Department related to Solid and Liquid Waste Management and approved projects of **Rs. 3910.08/- Cr** from the Ring-Fenced Account. A copy of minutes of the meeting is attached herewith as **Annexure III**.

The following sections contain a detailed report mentioning the waste generation, existing processing/ treatment facility along with the additional capacity planned in solid and liquid waste management.

## Liquid Waste Management in Urban Areas

According to the 2011 census, the total urban population of 141 Urban Local Bodies (ULBs) in the State was 1,30,38,549. Applying the decadal growth rate of 23% outlined in the Swachh Bharat Mission (SBM) Urban 2.0 operational guidelines, the projected population for 2024 is 1,69,37,075. Based on this projection and guidelines from the Central Public Health Environmental Engineering Organization (CPHEEO), or SBM (U) 2.0 operational guidelines, Ministry of Housing and Urban Affairs, GoI, the estimated daily sewage generation for 2024 is approximately **1829** million liters per day (MLD).

The summary of projects for the treatment of sewage treatment infrastructure comprised of Sewage Treatment Plant (STP) and or Sewage Treatment Plant cum Faecal Sludge Treatment Plant (STP-cum-FSTP) in the ULBs of the State is shown in Table 1.

*Table 1 Summary of the status of projects for Sewage Treatment*

<b>Project Status</b>	<b>No. of ULBs</b>	<b>Current Sewage Generation (MLD)</b>	<b>STP Capacity (Functional/ Under Construction/ Under Tender stage) (MLD)</b>	<b>Additional STP/ STP-cum-FSTP Planned (MLD)</b>
Functional	8	311.54	280.00	26.50
To be completed in 2024	7	123.19	112.00	20.77
Under Construction	10	261.01	319.50	83.00
Under Tender Stage	8	95.43	110.60	31.50
Under Planning	108	1038.03	0.00	1003.71
<b>TOTAL</b>	<b>141</b>	<b>1829.21</b>	<b>822.10</b>	<b>1165.48</b>

The details of the aforementioned projects are mentioned in **Annexure IV**.

*Signature*

## Patna Sewer Network

Details of sewer network projects currently underway in Patna, facilitating sewage conveyance to STPs, are outlined in Table 2, including expected completion timelines.

Table 2 Various projects of Patna sewer network

S. No.	City/ Town	Carrying Sewage to STP	Network (Km)	House Connection (No.)	Physical Progress (%)	Expected Date of Completion
1	Pahari Sewerage Network Zone IV, Patna	Pahari STP, Patna	92	5963	100	Completed and under O&M
2	Beur Sewerage Network, Patna	Beur STP, Patna	158	9000	100	
3	Saidpur Sewerage Network, Patna	Saidpur STP, Patna	117.4	7208	100	
4	Karmalichak Sewerage Network, Patna	Karmalichak STP, Patna	96.5	34205	99.96	
5	Pahari Sewerage Network Zone V, Patna	Pahari STP, Patna	103.95/ 104.03	17028/ 22855	99.93	Nov-24

## Faecal Sludge Treatment Plant (FSTP)

In addition to the aforementioned projects of Sewage Treatment Plants, various projects of Faecal Sludge Treatment Plant (FSTP) for the treatment of faecal sludge is mentioned in Table 3.

Table 3 Status of Faecal Sludge Treatment Plant (FSTP)

S. No.	Name of ULB	FSTP capacity (KLD)	Physical Progress (%)	Current Status
1	Begusarai Nagar Nigam	10	100%	Functional
2	Purnia Nagar Nigam	10	100%	Functional
3	Gaya Nagar Nigam	3	100%	Functional
4	Manihari Nagar Panchayat	24	Submitted to	Under Third
5	Dighwara Nagar Panchayat	18	NMCG for	Party Appraisal
6	Teghra Nagar Parishad	26	approval	(TPA) at NMCG

For the conveyance of faecal sludge from household to FSTP, at present 149 cesspool tankers are available in ULBs while the procurement of 128 cesspool tankers is in process under SBM (U) 2.0.

## Bioremediation

While STPs/STP-cum-FSTPs currently under construction or in the planning stage are being completed, several interim projects of bioremediation are underway. These include in-situ

**775**

treatment of sludge from 13426 community and mobile toilet septic tanks and sewage flowing in 282 drains in 84 ULBs. The detail of the projects of bioremediation is mentioned in **Annexure V**.

*2/12*

## Solid Waste Management in Urban Areas

### Municipal Solid Waste

Summary of the status of Solid Waste Management in 141 ULBs of the State is shown in Table 4.

*Table 4 Summary of the status of solid waste management in 141 ULBs of the State*

<b>Current Waste Generation (TPD)</b>	<b>Current Waste Processing (Wet &amp; Dry Waste) (TPD)</b>	<b>Gap (TPD)</b>	<b>Action Plan Approved for 2026 under SBM (U) 2.0 Plan to fill the Gap (MRF-cum-RDF + Compost plant + Bio-methanation) (TPD)</b>	<b>Approved Sanitary Landfill for 2026 under SBM (U) 2.0 to fill the Gap (TPD)</b>
5916	2007	3910	5368	1140

Data source: Swachhatam Portal, MoHUA, GoI

### Ongoing activities

Under SBM (U) 2.0, an action plan for the processing of solid waste in the ULBs have been approved by MoHUA, GoI. The action plan comprises of Processing plants for Dry and Wet waste and legacy waste remediation, etc.

The state is taking a huge step forward in managing its waste with the proposed Integrated Solid Waste Management (ISWM) strategy. This approach will tackle both dry and wet waste through cluster-based initiatives under the Public-Private Partnership (PPP) mode as well as through the standalone approach. The processing facility includes Material Recovery Facility (MRF) & Refuse Derived Fuel (RDF) for dry waste and Bio-methanation plant and compost plant for wet waste and scientific landfills at the regional level. Waste to Energy plant is proposed in the Patna cluster to utilize RDF.

Under the ISWM approach tender documents are approved by the Empowered Committee, Infrastructure Development Authority (IDA) chaired by the Chief Secretary, GoB. Moreover, the Patna Cluster plan is under the final consideration to receive Viability Gap funding (VGF) from the Department of Economic Affairs (DEA), GoI. After the approval of DEA, the tender for the same will be published to engage a private operator for the construction and operation of a

*Signature*

processing and disposal facilities in Patna. Detail waste generation, available gap and respective plan is mentioned in **Annexure VI**.

### **Legacy Waste Management**

To scientifically estimate the available quantity of legacy waste in the ULBs, 6 agencies have been empaneled through an open tender process at the State level for which work orders and agreements for these agencies are currently being processed. Based on the scientific quantification exact quantity of legacy waste will be estimated. In the meantime, a tentative quantity of legacy waste has been provided by the ULBs mentioned in Table 5.

*Table 5 Summary of legacy waste in the State*

<b>No. of ULBs</b>	<b>Population 2011</b>	<b>Estimated Quantity of Legacy waste (in Tons)*</b>	<b>Quantity of Waste Remediated till now (in Tons)</b>	<b>Action Plan Approved under SBM (U) 2.0 (Tons)</b>
141	1,30,38,549	41,71,761	14,92,819	5,26,271

\*Data provided by ULBs

In total approx. 41 lakh tons of legacy waste has been estimated in 141 ULBs in the State where approx. 15 lakh tons of legacy waste was remediated. Further under SBM (U) 2.0, an action plan for the remediation of 5,26,271 tons has been approved. It is to be noted that the remediation of legacy waste of approx. 5.32 lakh tons is under process in Patna, Katihar and Chapra. The detail of the status of legacy waste in the State is mentioned in **Annexure VII**.

*2/1/2*

## Solid and Liquid Waste Management in Rural Areas

The solid and liquid waste management in the rural areas of the State is undergoing through Swachh Bharat Mission (Grameen)/ Lohiya Swachh Bihar Abhiyan. The overall target and subsequent work progress is mentioned in Table 6.

Table 6 Overall target and subsequent work progress in the solid and liquid waste management in Rural areas

S. No.	Component/Head	Indicator	Target	Cumulative Progress (Till 17th Oct 2024)	To be completed in FY. 2024-25	
1	Solid Waste Management	Solid liquid Waste Management work initiated in Gram Panchayats (GPs)	8053	7640	413	
		Total Work Started in wards till date	109332	92609	16723	
		Waste Processing Unit (WPU) (@1 in Each GP)	WPU Constructed	7994	6198	1796
			WPU under Construction		1503	
		GOBAR-Dhan Progress (Bio-Gas community-based unit to be setup one in each district for the safe disposal of cattle waste and agri waste)	Plant Under Construction	38	6	1
			Plant Construction Completed		31	
Plastic Waste Management Units (PWMU): To be set up one in each district and sub-division level.	189	143	46			
2	Liquid Waste Management	Community Soak Pit Construction Progress	235184	136123	99061	
		Junction Chamber Construction progress	Need based	74894		
		Nali Outlet Points Construction progress	Need based	22205		
3	ODF Plus	Total ODF-plus villages	36594	31718	4876	
		Total ODF-Plus Model Villages		19500	17094	

NOTE: individual assets for liquid waste management: Individual Soak/Leach/Magic pit, Kitchen Garden also being constructed.

*Signature*

*Signature*  
17/10  
Chief Secretary

Government of Bihar, Patna

*Signature*

पत्रांक-12/न०वि०स्व०नि०/न्या०-12/2021

1973 / न०वि० एवं आ०वि०

Government of Bihar  
Urban Development and Housing Department

Date: 04/05/2023

From,

**Additional Chief Secretary,**  
Urban Development and Housing Department,  
Government of Bihar.

To,

**Registrar General,**  
Principal Bench, NGT,  
Faridkot House, Copernicus Marg, New Delhi- 110001.

**Subject: Compliance with Municipal Solid Waste Management Rules 2016 and other environmental Issues.**

**Reference: Original Application No.606/2018; In re: Compliance of Municipal Solid Waste Management Rules 2016 and other environmental Issues.**

Sir,

In reference to the subject above, Govt of Bihar has decided to create a separate account for the management of solid and liquid waste in the State. As explained in the proceeding attached, this dedicated and ring-fenced account will be called the 'Solid and Liquid Waste Management Fund'.

We are hereby submitting the undertaking duly signed by the Chief Secretary, Bihar to comply with the directions of Hon'ble NGT given during the hearing of O.A. NO 606/2018 (Compliance of Municipal Solid Waste Management Rules 2016 and other environmental Issues) on May 4, 2023.

Enclosure: ibid

Yours Sincerely,



Additional Chief Secretary,

Urban Development & Housing Department  
Government of Bihar



दिनांक 04.05.2023 को मुख्य सचिव की अध्यक्षता में **Municipal Solid and Liquid Waste Management Fund** के सृजन हेतु आयोजित बैठक की कार्यवाही :-


उपस्थिति:-


1. अरुनीश चावला, अपर मुख्य सचिव,  
नगर विकास एवं आवास विभाग, बिहार, पटना।
2. श्री लोकेश कुमार सिंह, सचिव (संसाधन),  
वित्त विभाग, बिहार, पटना।


कार्यवाही:-

नगर विकास एवं आवास विभाग अंतर्गत बिहार शहरी विकास अभिकरण (BUDA) एजेंसी के पी0 एल0 खाता संख्या PBBPLA015 में एक अतिरिक्त लेजर (Ledger) ठोस एवं तरल अपशिष्ट प्रबंधन कोष (Solid and Liquid Waste Management Fund) सृजित किया जायेगा। उक्त सृजित लेजर में राशि रखी जायेगी जो मुख्य सचिव के आदेशानुसार Solid and Liquid Waste Management के कार्यों पर खर्च की जायेगी।

इस आशय की बचनबद्धता माननीय राष्ट्रीय हरित अधिकरण (NGT) को समर्पित की जाय।

  
(लोकेश कुमार सिंह)  
सचिव (संसाधन)  
वित्त विभाग, बिहार, पटना  
04/5/2023

  
(अरुनीश चावला)  
अपर मुख्य सचिव  
नगर विकास एवं आवास विभाग,  
बिहार, पटना

  
4.5.23  
(आमिर सुबहानी)  
मुख्य सचिव  
बिहार, पटना

File No. WM- 04/2023 - 597 /F

**GOVERNMENT OF BIHAR**  
(Finance Department)

From,

**Sanjeev Mittal (IAS),**  
Joint Secretary-Cum-Budget Officer,  
Finance Department,  
Bihar, Patna.

To,

**Ravikumar Pedapenki**  
Manager,  
Internal Debt Management Department,  
Central Office Building 23rd Floor,  
Saheed Bhagat Singh Marg,  
Mumbai- 400 001.  
Tel No.- 022-22705125, 022-22702431.  
E-mail: sdlauction@rbi.org.in/ cgmidmd@rbi.org.in/ darshnadnaik@rbi.org.in/  
pravikumar@rbi.org.in.

Patna, Dated: 19/06/2023

**Sub:-** Quarterly Indicative Calendar for Market Borrowing for the period from "July, 2023 to September, 2023" (second quarter of FY 2023-24) of Government of Bihar.**Refe:-** Your Letter- IDMD No.- 5620/08.03.011/2023-24 Dated June 13, 2023.

Sir,

with regard to your letter on the above mentioned subject, I am directed to inform you the Indicative Calendar for Market Borrowing for the 2nd quarter of FY 2023-24 (July, 2023 to September, 2023) is as follows:-

Indicative Calendar of State Government Securities

Name of State- BIHAR				
Sl. No.	Week of Auction	Date of Auction	Amount (in Crore)	Maturity range of the Security (1-4 Years/ 5-9 Years/ 10-14 Years/ 15 Years & Above)
1	July 03-07, 2023	July 04, 2023 (Tuesday)	NIL	
2	July 10-14, 2023	July 11, 2023 (Tuesday)	NIL	
3	July 17-21, 2023	July 18, 2023 (Tuesday)	2000	7 Years
4	July 24-28, 2023	July 25, 2023 (Tuesday)	2000	7 Years
5	July 31- August 04, 2023	August 01, 2023 (Tuesday)	NIL	
6	August 07-11, 2023	August 08, 2023 (Tuesday)	NIL	
7	August 14-18, 2023	August 14, 2023 (Monday)	2000	8 Years
8	August 21-25, 2023	August 22, 2023 (Tuesday)	2000	8 Years
9	August 28- September 01, 2023	August 29, 2023 (Tuesday)	2000	8 Years
10	September 04-08, 2023	September 05, 2023 (Tuesday)	NIL	
11	September 11-15, 2023	September 12, 2023 (Tuesday)	NIL	
12	September 18-22, 2023	September 21, 2023 (Thursday)	2000	8 Years
13	September 25-29, 2023	September 26, 2023 (Tuesday)	2000	8 Years

Yours sincerely

(Sanjeev Mittal) 19/06/23

Joint Secretary-Cum-Budget Officer  
Finance Department.

Likh

782

पत्रांक-09/नॉवो/न्या0-08/2023 5839 /नॉवो एवं आठवो

Government of Bihar  
Urban Development and Housing Department

From,

**Additional Chief Secretary,**  
Urban Development and Housing Department,  
Government of Bihar.

To,

**Registrar General,**  
Principal Bench, NGT,  
Faridkot House, Copernicus Marg, New Delhi- 110001.

Date: 29/09/2023

**Subject: Setting up of ring-fenced account and deposing Rs. 4000/- crore in compliance under Original Application No.- 606/2018 (Compliance of Municipal Solid Waste Management Rules 2016 and other Environmental Issues).**

**Reference:** Original Application No.606/2018; In re: Compliance of Municipal Solid Waste Management Rules 2016 and other environmental Issues.


Sir,

With reference to the subject above and as per the directions of Hon'ble NGT given under Original Application No. 606/2018 (Compliance of Municipal Solid Waste Management Rules 2016 and other Environmental Issues), a ring-fenced account has been set up after creating a special budget provision and after obtaining the approval of the State Cabinet on September 6, 2023, an amount of Rs. 4000/- crores (Four thousand crores) has been deposited in the said account.

Therefore, in compliance with said order of the Hon'ble NGT, the Government of Bihar has set up a ring-fenced account and deposited Rs. 4000/- crores (Four thousand crores) which will be further used for solid and liquid waste management in the state as per the directions of the Chief Secretary, Bihar. A copy of the Resolution is attached herewith for information please.

**Enclosure: ibid**

Yours Sincerely,

  
**Additional Chief Secretary,**  
Urban Development and Housing Department,  
Government of Bihar.



मुख्य सचिव, बिहार की अध्यक्षता में दिनांक-19.08.2024 को माननीय राष्ट्रीय हरित अधिकरण (NGT) के मूल आवेदन संख्या 606/2018 के आदेश के अनुपालन हेतु गठित "अनुश्रवण एवं सलाहकार समिति" की बैठक की कार्यवाही:-

बैठक की कार्यवाही:-

1. मुख्य सचिव, बिहार द्वारा माननीय राष्ट्रीय हरित अधिकरण (NGT) के "मूल आवेदन संख्या 606/2018 अन्तर्गत नगरपालिका ठोस अपशिष्ट प्रबंधन नियम-2016 एवं अन्य पर्यावरण के मुद्दे" में दिनांक- 04.05.2023 को पारित आदेश के अनुपालन हेतु गठित अनुश्रवण एवं सलाहकार समिति की बैठक में उपस्थित सदस्यों का स्वागत किया गया तथा बैठक की कार्यवाही आरंभ करने की अनुमति दी गई।
2. प्रधान सचिव, नगर विकास एवं आवास विभाग द्वारा बताया गया कि केन्द्र प्रायोजित AMRUT-2.0 के अन्तर्गत राज्य के विभिन्न नगर निकायों में सिवरेज ट्रीटमेंट प्लान्ट (STP) निर्माण योजना की स्वीकृति दिये जाने का प्रस्ताव है। इन सिवरेज ट्रीटमेंट प्लान्ट (STP) के निर्माण की योजनाओं के राज्यांश की राशि की व्यवस्था आंशिक रूप से Ring-fenced Account की राशि से भी किये जाने का प्रस्ताव है। साथ ही राज्य के विभिन्न नदियों में गिरने वाले 202 नालों के Bioremediation हेतु भी राशि का प्रावधान किये जाने की आवश्यकता है।
3. उक्त के आलोक में विभिन्न बिन्दुओं पर सम्यक विचारोपरांत अनुश्रवण एवं सलाहकार समिति द्वारा नगर विकास एवं आवास विभाग, बिहार के लिए विगत 09.01.2024 की बैठक की कार्यवाही की कंडिका-4 में स्वीकृत प्रस्ताव को संशोधित करते हुए नगर विकास एवं आवास विभाग के अन्तर्गत निम्नलिखित संशोधित प्रस्ताव की स्वीकृति दी गयी :-

(राशि करोड़ में)

क्र० सं०	अवयव	अनुश्रवण एवं सलाहकार समिति द्वारा अनुशंसित राशि
1	2	3
1	नवगठित 120 नगर निकायों में तरल अपशिष्ट प्रबंधन (FSTP)	986.00
2	305 नालों का Bioremediation करना	328.04
3	पटना क्लस्टर हेतु 17 Transfer Station (पटना क्लस्टर 11 नगर निकायों तथा पटना नगर निगम के 6 अंचल)	50.00
4	238 नगर निकायों में Legacy Waste का Remediation	200.00
5	ठोस एवं तरल अपशिष्ट प्रबंधन हेतु जमीन की उपलब्धता	200.00
6	राज्य के विभिन्न नदियों में गिरने वाले 202 नालों का Bioremediation कराना	474.07

7	केन्द्र प्रायोजित AMRUT योजनान्तर्गत प्रस्तावित सीवरेज ट्रीटमेंट प्लांट (STP) के निर्माण की योजनाओं के राज्यांश की राशि के लिए	1300.00
<b>कुल योग</b>		<b>3538.11</b>

अतः उक्त तालिका के अनुरूप अनुश्रवण एवं सलाहकार समिति द्वारा समीक्षोपरांत नगर विकास एवं आवास विभाग के लिए पूर्व में अनुशंसित राशि ₹3187.05 करोड़ के स्थान पर संशोधित राशि ₹3538.11 करोड़ का उपयोग Ring-fenced Account से करने की स्वीकृति दी गई।

4. ग्रामीण विकास विभाग के प्रतिनिधि द्वारा बताया गया कि ग्रामीण क्षेत्र में स्वच्छता के स्थायित्व हेतु ठोस एवं तरल अपशिष्ट प्रबंधन एक प्रमुख अवयव है। ठोस एवं तरल अपशिष्ट प्रबंधन हेतु क्रियान्वित व्यवस्था के सफल संचालन हेतु राशि की व्यवस्था Ring-fenced Account से करने का प्रस्ताव है।

5. उक्त के आलोक में विभिन्न बिन्दुओं पर सम्यक विचारोपरांत अनुश्रवण एवं सलाहकार समिति द्वारा ग्रामीण विकास विभाग, बिहार के लिए विगत 09.01.2024 की बैठक की कार्यवाही की कंडिका-3 में स्वीकृत प्रस्ताव को संशोधित करते हुए ग्रामीण विकास विभाग, बिहार के अन्तर्गत निम्नलिखित संशोधित प्रस्ताव की स्वीकृति दी गयी :-

(राशि करोड़ में)		
क्र० सं०	अवयव	अनुश्रवण एवं सलाहकार समिति द्वारा अनुशंसित राशि
1	2	3
1	सेप्टिक टैंकों की सफाई के लिए गंगा ग्राम ब्लॉक में ट्रेक्टर-सीवर सक्शन मशीन की खरीद किया जाना है (61 प्रखण्ड)	9.15
2	ठोस अपशिष्ट संग्रहण के लिए कलस्टर स्तर पर ट्रेक्टर या मिनी ट्रैली की खरीद किया जाना	8.00
3	परिचालन लागत (ठोस एवं तरल अपशिष्ट प्रबंधन के क्रियान्वयन हेतु)	354.82
<b>कुल योग</b>		<b>371.97</b>

अतः उक्त तालिका के अनुरूप अनुश्रवण एवं सलाहकार समिति द्वारा समीक्षोपरांत ग्रामीण विकास विभाग के लिए पूर्व में अनुशंसित राशि ₹57.15 करोड़ के स्थान पर संशोधित राशि ₹371.97 करोड़ का उपयोग Ring-fenced Account से करने की स्वीकृति दी गई।

6. अनुश्रवण एवं सलाहकार समिति द्वारा नगर विकास एवं आवास विभाग के लिए कुल ₹3538.11 करोड़ एवं ग्रामीण विकास विभाग के लिए कुल ₹371.97 करोड़ की स्वीकृति दी गयी। इस

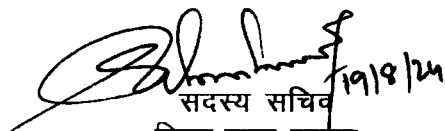
प्रकार Ring-fenced Account से व्यय हेतु कुल राशि (₹3538.11 करोड़ + ₹371.97 करोड़) = ₹3910.08 करोड़ की स्वीकृति दी गयी है।


7. नगर विकास एवं आवास विभाग तथा ग्रामीण विकास विभाग, बिहार द्वारा प्रस्तावित योजना की स्वीकृति वित्त विभाग, बिहार के संकल्प संख्या-3758 दिनांक-31.05.2017 के आलोक में निम्नवत् किया जायेगा:-


क्र० सं०	नई स्कीम	समीक्षा प्राधिकार	स्वीकृति प्राधिकार
1.	₹5.00 करोड़ तक	प्रशासी विभाग	विभागीय सचिव
2.	₹5.00 करोड़ से ₹15.00 करोड़ तक	विभागीय स्थायी वित्त समिति	विभागीय मंत्री
3.	₹15.00 करोड़ से अधिक ₹30.00 करोड़ तक	विभागीय स्थायी वित्त समिति	विभागीय मंत्री एवं वित्त मंत्री
4.	₹30.00 करोड़ से अधिक	लोक वित्त समिति	मंत्रिपरिषद्
5.	नये स्वायत्त संगठन के अस्थापित के संबंध में	लोक वित्त समिति	मंत्रिपरिषद्


8. उक्त आलोक में अनुश्रवण एवं सलाहकार समिति द्वारा ठोस एवं तरल अपशिष्ट प्रबंधन अन्तर्गत ग्रामीण विकास विभाग तथा नगर विकास एवं आवास विभाग को संयुक्त रूप से ₹3910.08 करोड़ की राशि Ring-fenced Account (ठोस एवं तरल अपशिष्ट प्रबंधन कोष) से उपयोग करने की स्वीकृति प्रदान की गई। संबंधित विभाग इन योजना की सक्षम स्तर से प्रशासनिक स्वीकृति प्राप्त कर अग्रेतर कार्रवाई करेंगे।


सधन्यवाद बैठक की कार्यवाही समाप्त की गई।


  
सदस्य सचिव  
बिहार राज्य प्रदूषण  
नियंत्रण पर्वद।

  
प्रबंध निदेशक,  
बुडको।

  
19.8.24  
पंचायती राज विभाग,  
बिहार के प्रतिनिधि

  
19/8/24  
ग्रामीण विकास विभाग,  
बिहार के प्रतिनिधि

  
सचिव  
वित्त विभाग, बिहार  
19/8/24

  
20/8/24  
प्रधान सचिव,  
नगर विकास एवं आवास  
विभाग, बिहार।


  
20/8/24  
मुख्य सचिव  
बिहार।



ज्ञापकः-13/न0वि0स्व0नि0/अ0प्र0-01/2024 2557

पटना, दिनांकः-20/8/24

प्रतिलिपिः-अपर मुख्य सचिव, पंचायती राज विभाग, बिहार/प्रधान सचिव, वित्त विभाग, बिहार/प्रधान सचिव, नगर विकास एवं आवास विभाग, बिहार/सचिव, ग्रामीण विकास विभाग, बिहार/प्रबंध निदेशक, बुडको, पटना/सदस्य सचिव, बिहार राज्य प्रदूषण नियंत्रण पर्वद, पटना को सूचनार्थ एवं आवश्यक कार्रवाई हेतु प्रेषित।



प्रधान सचिव  
नगर विकास एवं आवास विभाग  
बिहार, पटना।

**787**  
**Annexure IV - Status of Projects for Sewage Treatment**

S. No	Name of the ULB	2011 Census Population	Projected population for current year, 2024	Sewage Generation in 2024 (MLD)	STP Capacity (Functional/ under construction/ under tender stage) (MLD)	Planned Projects (MLD)	Scheme	Physical Progress (%)	Expected Date of Completion	Utilization (MLD)
1	Patna Nagar Nigam	1684222	2187804	236	200		NMCG	4 STPs - 100%		120
	Patna Nagar Nigam				150			2 STPs - 50% approx.	June 2025	
2	Gaya Nagar Nigam	474093	615847	67		84	NMCG			
3	Bhagalpur Nagar Nigam	400146	519790	56	45		NMCG	82.66%	Dec-2024	
4	Muzaffarpur Nagar Nigam	354462	460446	50	15	31	AMRUT, Smart City			
5	Biharsharif Nagar Nigam	337819	438827	47	25	25	Smart City, AMRUT			
6	Darbhanga Nagar Nigam	296039	384555	42		24.3	NMCG			
7	Purnia Nagar Nigam	282248	366640	40		40				
8	Sasaram Nagar Nigam	264709	343857	37		56.5	AMRUT			
9	Ara Nagar Nigam	261430	339598	37		47	NMCG			
10	Samastipur Nagar Nigam	253136	328824	36		6	NMCG			
11	Sitamarhi Nagar Nigam	252453	327936	35		35				
12	Begusarai Nagar Nigam	252008	327358	35	17	18.27	NMCG, AMRUT	95.5%	Dec-2024	
13	Katihar Nagar Nigam	240838	312849	34		55.5	NMCG			
14	Bettiah Nagar Nigam	237254	308193	33		33	AMRUT			
15	Motihari Nagar Nigam	221646	287918	31	23		NMCG			
16	Saharsa Nagar Nigam	216491	281222	30		19	NMCG			
17	Munger Nagar Nigam	213303	277081	30	30	18	NMCG, AMRUT	100%		
18	Chapra Nagar Nigam	202352	262855	28	32		NMCG	99.8%		5.5
19	Siwan Nagar Parishad	191385	248609	27		28.83	AMRUT			
20	Hajipur Nagar Parishad	191275	248466	27	22	19	NMCG, AMRUT	90%	Dec-2024	
21	Danapur Nizamat Nagar Parishad	182429	236975	26	25		NMCG	99.5%		14
22	Madhubani Nagar Nigam	164396	213550	23	15		State Fund			
23	Buxar Nagar Parishad	145521	189032	20		32.77	NMCG, AMRUT			
24	Dehri-Dalmianagar Nagar Parishad	137231	178263	19	21		NMCG	10%	Oct-2025	
25	Khagaria Nagar Parishad	119841	155673	17	4.5		NMCG			
26	Bagaha Nagar Parishad	112634	146312	16		11	NMCG			
27	Kishanganj Nagar Parishad	105782	137411	15		21	NMCG			
28	Jamalpur Nagar Parishad	105434	136959	15		22.51	AMRUT			
29	Jehanabad Nagar Parishad	103202	134059	14		22.1	AMRUT			
30	Aurangabad Nagar Parishad	102244	132815	14		21.82	AMRUT			
31	Bihat Nagar Parishad	100038	129949	14		14				
32	Lakhisarai Nagar Parishad	99979	129873	14.03	22	10.5	NMCG			
33	Gogri Jamalpur Nagar Parishad	96378	125195	13.52		10	SBM			
34	Dumraon Nagar Parishad	90452	117497	12.69		9.5	SBM			
35	Jamui Nagar Parishad	87357	113477	12.26	13	9.5	NMCG			
36	Masaurhi Nagar Parishad	83477	108437	11.71		9	SBM			
37	Phulwari Nagar Parishad	81740	106180	11.47	13	2.5	NMCG, SBM	99.55%		2.5

*deh*

S. No	Name of the ULB	2011 Census Population	Projected population for current year, 2024	Sewage Generation in 2024 (MLD)	STP Capacity (Functional/ under construction/ under tender stage) (MLD)	Planned Projects (MLD)	Scheme	Physical Progress (%)	Expected Date of Completion	Utilization (MLD)
38	Nawada Nagar Parishad	81458	105814	11.43		8.5	SBM			
39	Sheikhpura Nagar Parishad	80146	104110	11.24		8.5	SBM			
40	Araria Nagar Parishad	79021	102648	11.09		8.5	SBM			
41	Bodhgaya Nagar Parishad	78607	102110	11.03	10	8	State Fund, AMRUT			
42	Benipur Nagar Parishad	75317	97837	10.57		8	SBM			
43	Rajgir Nagar Parishad	72752	94505	10.21	10	8	State Fund, SBM	100%		3
44	Gopalganj Nagar Parishad	67339	87473	9.45		18	NMCG, SBM			
45	Supaul Nagar Parishad	65437	85003	9.18	12.1		NMCG			
46	Barh Nagar Parishad	61470	79850	8.62	11		NMCG	100%		7.4
47	Mokama Nagar Parishad	60678	78821	8.51	8		NMCG	99.99%	Nov-2024	
48	Sultanganj Nagar Parishad	57358	74508	8.05	10		NMCG	100%		
49	Barbigha Nagar Parishad	56831	73823	7.97		6	SBM			
50	Ballia Nagar Parishad	56400	73264	7.91		6	SBM			
51	Teghra Nagar Parishad	56234	73048	7.89		6	SBM			
52	Dalsinghsarai Nagar Parishad	55562	72175	7.79		6	SBM			
53	Raxaul Nagar Parishad	55536	72141	7.79	12	6	NMCG, SBM			
54	Simri Bakhtiyarpur Nagar Parishad	54680	71029	7.67		6	SBM			
55	Madhepura Nagar Parishad	54472	70759	7.64		16.73	NMCG, SBM			
56	Jogbani Nagar Parishad	54455	70737	7.64		10.25	NMCG, SBM			
57	Naugachia Nagar Parishad	53723	69786	7.54	9		NMCG	100%		
58	Sherghati Nagar Parishad	52541	68251	7.37		5.5	SBM			
59	Daudnagar Nagar Parishad	52364	68021	7.35	10.5	5.5	NMCG, SBM			
60	Arwal Nagar Parishad	51849	67352	7.27		9	NMCG, SBM			
61	Hilsa Nagar Parishad	51052	66317	7.16		5.5	SBM			
62	Fatuha Nagar Parishad	50961	66198	7.15	7		NMCG	85.95%	Dec-2024	
63	Hisua Nagar Parishad	50836	66036	7.13		5.5	SBM			
64	Forbesganj Nagar Parishad	50475	65567	7.08		5.5	SBM			
65	Bhabhua Nagar Parishad	50179	65183	7.04		5.5	SBM			
66	Jhanjharpur Nagar Parishad	49896	64815	7.00		5.5	SBM			
67	Narkatiyaganj Nagar Parishad	49507	64310	6.95	9		NMCG			
68	Bakhri Nagar Parishad	48855	63463	6.85		5.5	SBM			
69	Bikramganj Nagar Parishad	48465	62956	6.80		5.5	SBM			
70	Ramnagar Nagar Parishad	48411	62886	6.79	9		NMCG			
71	Mahnar Nagar Parishad	48293	62733	6.78		5.0	SBM			
72	Bakhtiyarpur Nagar Parishad	47897	62218	6.72	10		NMCG	97.25%	Nov-2024	
73	Rosera Nagar Parishad	46074	59850	6.46		5.00	SBM			
74	Banka Nagar Parishad	45977	59724	6.45		5.00	SBM			
75	Parsa Bazar Nagar Panchayat	44768	58154	6.28		5.00	SBM			
76	Sahibganj Nagar Parishad	44576	57904	6.25		5.00	SBM			
77	Piro Nagar Parishad	44550	57870	6.25		5.00	SBM			

S. No	Name of the ULB	2011 Census Population	Projected population for current year, 2024	Sewage Generation in 2024 (MLD)	STP Capacity (Functional/ under construction/ under tender stage) (MLD)	Planned Projects (MLD)	Scheme	Physical Progress (%)	Expected Date of Completion	Utilization (MLD)
78	Khagaul Nagar Parishad	44364	57629	6.22		5.00	SBM			
79	Banmankhi Nagar Parishad	44218	57439	6.20		5.00	SBM			
80	Sheohar Nagar Parishad	44175	57383	6.20		4.50	SBM			
81	Lalganj Nagar Parishad	43954	57096	6.17		5.00	SBM			
82	Kanti Nagar Parishad	43799	56895	6.14		5.00	SBM			
83	Motipur Nagar Parishad	43708	56777	6.13		5.00	SBM			
84	Tekari Nagar Parishad	43214	56135	6.06		5.00	SBM			
85	Islampur Nagar Parishad	43211	56131	6.06		4.50	SBM			
86	Kasba Nagar Parishad	43059	55934	6.04		4.50	SBM			
87	Barahiya Nagar Parishad	43032	55899	6.04	6		NMCG	0.5%	Dec-2025	
88	Bairgania Nagar Parishad	42895	55721	6.02		4.50	SBM			
89	Mirganj Nagar Parishad	42713	55484	5.99		3.00	SBM			
90	Dhaka Nagar Parishad	42063	54640	5.90		4.50	SBM			
91	Barauli Nagar Parishad	41877	54398	5.88		4.50	SBM			
92	Chakia Nagar Parishad	41548	53971	5.83		4.50	SBM			
93	Janakpur Road Nagar Parishad	41365	53733	5.80		4.50	SBM			
94	Warisaliganj Nagar Parishad	41315	53668	5.80		4.50	SBM			
95	Jhajha Nagar Parishad	40646	52799	5.70		4.50	SBM			
96	Mahua Nagar Parishad	40385	52460	5.67		4.50	SBM			
97	Nokha Nagar Parishad	40120	52116	5.63		4.50	SBM			
98	Maner Nagar Parishad	40068	52048	5.62	6.5		NMCG	100%		3
99	Revelganj Nagar Panchayat	39039	50712	5.48		4.50	SBM			
100	Sugauli Nagar Panchayat	38815	50421	5.45		4.50	SBM			
101	Sonpur Nagar Panchayat	37776	49071	5.30	3.5	0.50	NMCG, SBM	100%		2.7
102	Bahadurganj Nagar Panchayat	36993	48054	5.19		4.00	SBM			
103	Haweli kharagpur Nagar Parishad	36700	47673	5.15		4.00	SBM			
104	Rafiganj Nagar Panchayat	35536	46161	4.99		4.00	SBM			
105	Ekma Bazar Nagar Panchayat	34390	44673	4.82		4.00	SBM			
106	Kahalgaoon Nagar Panchayat	33700	43776	4.73	6		NMCG	18%	Oct-2025	
107	Dighwara Nagar Panchayat	32741	42531	4.59		3.50	SBM			
108	Jagdishpur Nagar Panchayat	32447	42149	4.55		3.50	SBM			
109	Makhdumpur Nagar Panchayat	31994	41560	4.49		3.50	SBM			
110	Mohania Nagar Panchayat	31609	41060	4.43		3.50	SBM			
111	Marhaura Nagar Panchayat	29932	38882	4.20		3.50	SBM			
112	Sursand Nagar Panchayat	29688	38565	4.16		3.50	SBM			
113	Pakridayal Nagar Panchayat	29582	38427	4.15		3.50	SBM			
114	Murliganj Nagar Panchayat	28691	37270	4.03		3.00	SBM			
115	Chanpatia Nagar Panchayat	27095	35196	3.80		3.00	SBM			
116	Barsoi Nagar Panchayat	26985	35054	3.79		3.00	SBM			
117	Bihyan Nagar Panchayat	26707	34692	3.75		3.00	SBM			
118	Manihari Nagar Panchayat	26629	34591	3.74		3.00	SBM			
119	Areraj Nagar Panchayat	26014	33792	3.65		3.00	SBM			

S. No	Name of the ULB	2011 Census Population	Projected population for current year, 2024	Sewage Generation in 2024 (MLD)	STP Capacity (Functional/ under construction/ under tender stage) (MLD)	Planned Projects (MLD)	Scheme	Physical Progress (%)	Expected Date of Completion	Utilization (MLD)
120	Mehsi Nagar Panchayat	25995	33768	3.65		3.00	SBM			
121	Silao Nagar Panchayat	25674	33351	3.60		3.00	SBM			
122	Amarpur Nagar Panchayat	25336	32911	3.55		3.00	SBM			
123	Naubatpur Nagar Panchayat	25011	32489	3.51		3.00	SBM			
124	Kochas Nagar Panchayat	24795	32209	3.48		3.00	SBM			
125	Maharajganj Nagar Panchayat	24282	31542	3.41		3.00	SBM			
126	Navinagar Nagar Panchayat	23984	31155	3.36		3.00	SBM			
127	Nasriganj Nagar Panchayat	23819	30941	3.34		2.50	SBM			
128	Mairwa Nagar Panchayat	23565	30611	3.31		3.00	SBM			
129	Bikram Nagar Panchayat	22486	29209	3.15		2.50	SBM			
130	Jaynagar Nagar Panchayat	21782	28295	3.06		2.50	SBM			
131	Belsand Nagar Panchayat	20566	26715	2.89		2.50	SBM			
132	Kateya Nagar Panchayat	20193	26231	2.83		2.50	SBM			
133	Nirmali Nagar Panchayat	20189	26226	2.83		2.50	SBM			
134	Birpur Nagar Panchayat	19932	25892	2.80		2.50	SBM			
135	Kesariya Nagar Panchayat	18984	24660	2.66		2.00	SBM			
136	Koath Nagar Panchayat	18890	24538	2.65		2.00	SBM			
137	Thakurganj Nagar Panchayat	18348	23834	2.57		2.00	SBM			
138	Ghoghardiha Nagar Panchayat	18257	23716	2.56		2.00	SBM			
139	Shahpur Nagar Panchayat	17767	23079	2.49		2.00	SBM			
140	Koilwar Nagar Panchayat	17725	23025	2.49		2.00	SBM			
141	Khusrupur Nagar Panchayat	15731	20435	2.21		2.00	SBM			
		13038549	16937075	1829.2	822.1	1165.5				

Colour code index of projects planned/ approved for the management of Sewage.

Colour Code	Project Status/ Scheme
	Functional
	Under Construction
	Under Tender
	NMCG
	AMRUT
	SBM
	NMCG+SBM

NMCG – National Mission for Clean Ganga, AMRUT - Atal Mission for Rejuvenation and Urban Transformation

## Annexure V - Projects of Bioremediation

S. No.	ULBs/Towns	No. of Drains	Name of Drain	No. of Toilets
1	Amarpur Nagar Panchayat	1	Ajiyar Drain	272
2	Ara Nagar Nigam	4	Sant Hospital Drain Sapna Cinema Drain Bind Toli Ujjiyar Tola Drain Awarpool Drain	1000
3	Areraj Nagar panchayat	2	Balmiki Asthan Drain, Areraj, Motihari Markanday Chock Drain, Areraj, Motihari	127
4	Arwal Nagar Parishad	10	Janakpur Ghat Drain Sahi Mohalla Drain Karbala Maidan Drain Kagzi Mohalla Drain Muradpur Chowki Drain Brahmsthani Drain Malhi Patti Drain Burhwa Mahadev Drain Baidrabad English Drain Dr. Hiralal Gali Drain	162
5	Aurangabad Nagar Parishad	3	Dani Bigha Drain Ward no. 3 Nawadih Drain Barat Pool Tiwari Ghat Drain	160
6	Banka Nagar Parishad	3	Gandhi Chowk Drain Vijay Nagar Drain-1 Vijay nagar Drain-2	137
7	Barahiya Nagar Parishad	4	Krishna Chowk Drain Bah path Drain Bangalkunj Drain Babadani Drain	192
8	Barh Nagar Parishad	1	Talimpur Drain	190
9	Belsand Nagar Panchayat	3	Mestartola Drain, Belsand Babar kigali Drain, Belsand Main road to Chandeshwar singh residence Drain, Belsand	20
10	Benipur Nagar Parishad	1	Primary School aashapur Drain	6
11	Bhabhua Nagar Parishad	4	Akhlashpur Drain Asthbhuji Chowk Drain, Bhabhua Purva Pokhra Drain	151

S. No.	ULBs/Towns	No. of Drains	Name of Drain	No. of Toilets
			Drain Near Hanuman Mandir	
12	Bhagalpur Nagar Nigam	9	Koyla Ghat	409
			Hathiya Drain	
			STP Drain	
			Champa-1 Drain	
			Champa-2 Drain	
			Surkhilal Drain	
			Saklichand Drain	
			D.N.Singh Drain	
			Barari Ghat Drain	
13	Bikram Nagar Panchayat	1	Ashpura Drain	80
14	Bikramganj Nagar Parishad	2	Kashighat Drain	38
			Bikramganj thana chowk Drain	
15	Phulwarisharif Nagar parishad	3	Birla Colony Type-A	240
			Birla Colony Type-B	
			Isopur Raichowk	
16	Buxar Nagar Parishad	6	Tadka Drain	333
			Sati Ghat Drain	
			Bangla Ghat	
			Nathbaba Drain	
			Sidhhnath Drain	
			Saripur Drain	
17	Dalsinghsarai Nagar Parishad	4	Badi Gudri Drain, Dalsingh Sarai, Samastipur	48
			Badi Thakurwari Drain, Dalsingh Sarai, Samastipur	
			Dhobi Ghat Drain, Dalsingh Sarai, Samastipur	
			Lahariya Bazar, Mahadev Asthan, Dalsingh Sarai	
18	Darbhanga Nagar Nigam	4	Balu Ghat Drain,	295
			Gayatri Mandir Ghat Drain,	
			QuilaGhat Drain,	
			Allapatti Drain	
19	Dehri Dalmianagar Nagar Parishad	2	Canal Road Drain	312
			Main Bazar Drain	
20	Dhaka Nagar Parishad	1	Chainpur Dhaka Drain, Dhaka	125

*ditu*

S. No.	ULBs/Towns	No. of Drains	Name of Drain	No. of Toilets
21	Dighwara Nagar Panchayat	8	Bagahing Tola	280
			Marchav Baba Mandir	
			UMV Nalla	
			Post Office Road	
			Market Area	
			R. Primary School	
			Barbana	
			M.S Basadpur	
22	Dumrao Nagar Parishad	3	Main Drain, Dumra, Near Treasury Bridge	256
			Central Drain	
			Kewra Bagh Drain	
23	Fatuha Nagar Parishad	5	Maksudpur East Drain	100
			Maksudpur West Drain	
			Kataiya Ghat Drain	
			Mastana Ghat Drain	
			Bankipur Gorakh Drain	
24	Gaya Nagar Nigam	6	Nadraganj Drain, Gaya	353
			BrahmniGhat Drain, Gaya	
			KiraniGhat Drain, Gaya	
			Raja Pool Drain, Bodh Gaya	
			Godam Road Drain, Bodh Gaya	
			Pachhati Bridge Drain	
25	Gopalganj Nagar Parishad	4	Haziapur Pool Drain	86
			Haziapur Block Drain	
			Dargah Road Drain	
			Sri Ram Nagar Drain	
26	Hajipur Nagar Parishad	1	Subhash Chowk Nalla	
27	Islampur Nagar Parishad	1	Maharanapratap Nagar, Drain	73
28	Jamalpur Nagar Parishad	4	Ramnagar Nalla	96
			Laxmipur Nalla	
			Aashikpur Nalla	
			Faridapur Nalla	
29	Jamui Nagar Parishad	3	Polytechnic College Drain	92
			Babu Tola Drain	
			Yadav Basti Mohala Drain	
30	Jehanabad Nagar Parishad	3	Algna Drain	
			Daulatpur Drain	

S. No.	ULBs/Towns	No. of Drains	Name of Drain	No. of Toilets
			Raja Bazar Drain	
31	Jhajha Nagar Parishad	2	Ganeshi Mandir Drain Charghara Drain	180
32	Jogbani Nagar Parishad	4	Haji Mohalla Drain Khajur Bari Drain Islampur Drain Idgah Chawk	272
33	Khagariya Nagar Parishad	1	P.W High School Nalla	51
34	Kahalgaon Nagar Panchayat	2	Korwa Drain Kaggi Drain	118
35	Kesariya Nagar Panchayat	1	Chakiya Keshariya Road Bridge Drain, Keshariya	23
36	Kishanganj Nagar Parishad	4	Tegaria Madhav Nagar Meat Market Drain, Kishanganj Pilkhana Road Drain, Kishanganj Khankha Drain, Kishanganj Dharamganj Majhia Drain, Kishanganj	146
37	Lakhisarai Nagar Parishad	2	Mahaveer Asthan, Purani Bazar Drain Badhi Dargah Drain	494
38	Mahua Nagar Parishad	1	FCI Godown Drain, Mahua	
39	Mairwa Nagar Panchayat	1	Infront of Mahavir Sewa Sansthan Drain, Mairwa	46
40	Maner Nagar Parishad	3	Maner Bazar Drain Ram Nagina College Drain Ram Ghat Drain	113
41	Manihari Nagar Panchayat	2	Pirpatra Nalla Primari Health School Nalla	55
42	Mehsi Nagar Panchayat	1	Data Mirja Halim Shah Mazar Drain, Mehshi	9
43	Mokama Nagar Parishad	1	Chaudhary Ghat Drain	58
44	Motihari Nagar Nigam	6	Cold Storage Drain Madhuban chowk Drain Chatwani Colony Drain, Near DDC Res. Sugar Mill Drain Rowing Club Drain Refuse Colony Drain	502
45	Munger Nagar Nigam	1	Lal Darwaza Drain	259

S. No.	ULBs/Towns	No. of Drains	Name of Drain	No. of Toilets
46	Muzaffarpur Nagar Nigam	1	Soda Godown Sluice Gate Chowk Drain	300
47	Nabinagar Nagar Panchayat	1	Sangam Studio Drain, Nabinagar	148
48	Narkatiyaganj Nagar Parishad	2	Near Power grid of sugar mill Dhoom Nagar Mandir Drain	180
49	Nasriganj Nagar Panchayat	1	Nasriganj urdu vidyalaya Drain	102
50	Naugachia Nagar Parishad	14	New Basti Nalla Maa Tara Bhawan Nalla Ward No.-08 Nalla Station Road Nalla (1) Station Road Nalla (2) Durgaasthan Nalla Ward No.-03 Nalla Milan Chawk Nalla Ward No.-09 Nalla Noniyapatti, Ward No.-20 Nalla Musharpatti, Ward No.-13 Nalla Rajendra Colony, Ward No.-05 Nalla Nagar Panchyat Karyalaya Ke Bagal Me Ward No.-16 Hardiyapatti, Ward No.-21 Nalla	185
51	Nokha Nagar Parishad	1	Dafartola Drain	132
52	Patna Nagar Nigam	17	Mandiri Anta Ghat Drain Krishna Ghat Drain Baharwa Drain Rani Ghat Drain Ghaghaha Ghat Drain Baal Ghat Drain Masjid Ghat Drain Gosai Ghat Drain Loharwa Ghat Drain Gaay Ghat Drain Nauzar Ghat Drain Mittan Ghat Drain Kurji Drain	1088

S. No.	ULBs/Towns	No. of Drains	Name of Drain	No. of Toilets
			Badshahi Drain	
			Digha Ghat Drain	
			Rajapur Nala	
53	Ramnagar Nagar Parishad	4	Mukhya Bazar Near Fish Market	366
			Chatiya Ghat Drain (West)	
			Chatiya Ghat Drain (East)	
			Mill Quarter Drain	
54	Raxaul Nagar Parishad	4	Drain at Chhatriya ghat	101
			Drain at Custom check post bridge	
			Drain At Naga Road	
			Dayachak Nala	
55	Samastipur Nagar Nigam	5	Kabristan Drain, Near Bus stand, Dumra Road, Sitamarhi	
			Jamuari River Pool (Mohanpur) Drain	
			Bhramasthan Gali Drain, Rajopatti, Sitamarhi	
			ChakMaila Drain, Rajopatti	
			Magardahi Ghat Drain, Main Market, Samastipur	
56	Sherghati Nagar Parishad	1	Khater More Drain	60
57	Simri Bakhtiyarpur Nagar Parishad	1	Ranihat , Chowdhery tola basti, near 107 NH	110
58	Siwan Nagar Parishad	4	Near Shiv Mandir Drain, Siwan	118
			Shivwarat Sah Mandir Drain, Siwan	
			Navalpur Drain, Siwan	
			Khurmabad Takiya Drain, Siwan	
59	Sultanganj Nagar Parishad	3	Vishri Asthan I	252
			Krishnagarh Bhatta	
			New Sidhhi Ghat Drain	
60	Teghra Nagar Parishad	2	Teghra Chowk	111
			Mukhtar Maidan Drain	
61	Sitamarhi Nagar Nigam	4	Ring Bandh Nalla	83
			Mehsaul Chowk Nalla	
			Mauni Ashram Nalla	
			Mukti Dham Nalla, Dumra Road	
62	Tekari Nagar Parishad	6	Nandan Vihar Drain	18
			SN Singh Collage Drain	
			Raj Bus Stand Drain	

S. No.	ULBs/Towns	No. of Drains	Name of Drain	No. of Toilets
			Plaza Market Drain	
			Andar Quila Mohalla Madarsa Drain	
			Raikabganj Abrar Drain	
63	Warsaliganj Nagar Parishad	5	Surya Mandir Drain	127
			Simri Drain	
			OverBridge Drain	
			Raghunagar Drain	
			Gomti Road Drain	
64	Khushrupur Nagar Panchayat	3	Lala Gabra Drain	48
			Chauria Gabra Drain	
			ChakChanda Gabra Drain	
65	Bihyan Nagar Panchayat	6	Dak Bangla Road Nala	92
			State Highway East Nala	
			State Highway West Nala	
			Kateia Road Nala	
			Noday Road Nala	
			Mela Road Nala	
66	Danapur Nagar Parishad	1	Danapur Cantt. Drain	80
67	Chhapra Nagar Nigam	4	Khanua Nala	118
			Gudari Nala	
			Dompatti Nala	
			Kachhari Nala	
68	Madhubani Nagar Nigam	5	Agropatti Drain	190
			Bishanpur Mallahtol Drain	
			Shahpur Village Drain	
			Chanpura Drain	
			Yadav Nagar Colony Drain	
69	Sonpur Nagar Panchayat	9	Ward No 10 Drain no 1	232
			Ward no 14 Drain	
			Ward no 20 Drain	
			Ward no 21 Drain	
			Ward no 6 Drain	
			Ward no 8 Drain	
			Ward No 10 Drain no 2	
			Ward no 19 Drain	
			Ward no 15 Drain	
70	Bakhtiyarpur Nagar Parishad	1	Radhopur Dagar Drain	110

S. No.	ULBs/Towns	No. of Drains	Name of Drain	No. of Toilets
71	Madhepura Nagar Parishad	4	Baha Ghat nala	190
			JaipalTola Nala	
			Statebank Raod Nala	
			Purvi Bypass Road Nala	
72	Forbesganj Nagar Parishad	3	Patel Chawk Nala	97
			Jyoti Cinema Drain	
			State Road Drain	
73	Thakurganj Nagar Panchayat	1	Railgate Drain	52
74	Sursand Nagar Panchayat	1	Dubey Barikh Tola	30
75	Lalganj Nagar Parishad	4	Agarpur Bajajeet Drain	94
			Pujjiyapul Drain	
			Ganga Ram Tola Drain	
			Atujalpur Drain	
76	Shahebganj Nagar Parishad	2	Thana Drain	60
			Keshav Chawk Drain	
77	Motipur Nagar Parishad	1	Drain near NH 28 Manipur	125
78	Rivilganj Nagar Panchayat	5	Jaipal Das Gali Nala	80
			Akraraha Baba Nala	
			Thana Ghat Nalsa	
			Godna Ravi Das Nagar Nala	
			Raghuwar Das Mathia Nala	
79	Parsabazar Nagar Panchayat	3	Ward no 21 Drain	
			Ward no 2 Nala	
			Ward no 19 Nala	
80	Chanpatti Nagar Panchayat	3	Milegate Nala	106
			Tikulia PTM Nala	
			Ghongha Road Nala	
81	Bagha Nagar Parishad	1	Main road Nala Bagha	114
82	Katihar Nagar Nigam	1	Vivekaanand Colony Nala	26
83	Purnia Nagar Nigam	5	Khokhsi Bagh Drain	40
			Gulab Bhagh Drain	
			Naya Tola Drain	
			Station Bazaar Road Drain	
			Khoksi Bagh 2nd Drain	
84	Bettia Nagar Nigam	5	AnariChupri pool Station Chawk Nala	102
			Nagar Thana Drain	
			Hazarimal Dharmshala Drain	

S. No.	ULBs/Towns	No. of Drains	Name of Drain	No. of Toilets
			Lohiya Pool Drain	
			Kod Beldari Pool Nala	
	<b>Total</b>	<b>282</b>		<b>13426</b>

*Letin*

## Annexure VI – Details of solid waste generation, available gap and respective plan

S.No.	Name of ULB	Population (2011)	Waste Generation (TPD)	Waste Processing (TPD)	Gap in Waste Processing (TPD)	Action Plan Approved (MRF+ Compost+ CBG) (TPD)	Approved SLF Capacity (TPD)
1	Patna Nagar Nigam	1684222	937.33	944.33	0.00	859.80	187.00
2	Gaya Nagar Nigam	474093	536.94	575.43	0.00	12.00	44.00
3	Bhagalpur Nagar Nigam	400146	233.83	0.73	233.10	226.70	37.00
4	Muzaffarpur Nagar Nigam	354462	206.67	17.67	189.00	140.50	33.00
5	Biharsharif Nagar Nigam	337819	203.50	26.33	177.17	168.70	31.00
6	Darbhanga Nagar Nigam	296039	95.00	76.10	18.90	12.00	27.00
7	Purnia Nagar Nigam	282248	122.00	5.93	116.07	154.00	26.00
8	Sasaram Nagar Nigam	264709	121.33	5.95	115.38	153.20	25.00
9	Ara Nagar Nigam	261430	110.00	0.00	110.00	150.70	24.00
10	Samastipur Nagar Nigam	253136	49.43	16.27	33.17	111.40	23.00
11	Sitamarhi Nagar Nigam	252453	70.67	0.00	70.67	145.70	23.00
12	Begusarai Nagar Nigam	252008	90.00	18.00	72.00	122.50	23.00
13	Katihar Nagar Nigam	240838	114.50	23.27	91.23	134.20	22.00
14	Bettiah Nagar Nigam	237254	357.50	0.00	357.50	32.30	22.00
15	Motihari Nagar Nigam	221646	77.00	29.52	47.48	120.50	21.00
16	Saharsa Nagar Nigam	216491	31.33	2.50	28.83	122.50	20.00
17	Munger Nagar Nigam	213303	81.33	29.47	51.87	92.70	20.00
18	Chapra Nagar Nigam	202352	170.60	20.00	150.60	102.50	19.00
19	Siwan Nagar Parishad	191385	68.67	0.00	68.67	110.30	18.00
20	Hajipur Nagar Parishad	191275	90.00	29.63	60.37	106.80	18.00
21	Danapur Nizamat Nagar Parishad	182429	95.00	10.00	85.00	103.70	17.00
22	Madhubani Nagar Nigam	164396	98.97	0.47	98.50	94.80	15.00
23	Buxar Nagar Parishad	145521	63.33	2.07	61.27	79.50	14.00
24	Dehri-Dalmianagar Nagar Parishad	137231	20.40	14.97	5.43	54.80	13.00
25	Khagaria Nagar Parishad	119841	26.00	1.83	24.17	69.10	11.00
26	Bagaha Nagar Parishad	112634	22.00	0.00	22.00	31.00	11.00
27	Kishanganj Nagar Parishad	105782	45.33	0.40	44.93	61.20	10.00
28	Jamalpur Nagar Parishad	105434	45.60	9.22	36.39	48.70	10.00
29	Jehanabad Nagar Parishad	103202	63.03	0.00	63.03	54.40	10.00
30	Aurangabad Nagar Parishad	102244	31.40	5.00	26.40	55.10	10.00
31	Bihat Nagar Parishad	100038	17.00	0.77	16.23	57.80	10.00
32	Lakhisarai Nagar Parishad	99979	21.00	8.00	13.00	36.40	7.00
33	Gogri Jamalpur Nagar Parishad	96378	12.00	0.00	12.00	37.60	6.00
34	Dumraon Nagar Parishad	90452	34.63	0.00	34.63	35.50	6.00
35	Jamui Nagar Parishad	87357	30.33	0.00	30.33	18.50	6.00

S.No.	Name of ULB	Population (2011)	Waste Generation (TPD)	Waste Processing (TPD)	Gap in Waste Processing (TPD)	Action Plan Approved (MRF+ Compost+ CBG) (TPD)	Approved SLF Capacity (TPD)
36	Masaurhi Nagar Parishad	83477	25.00	15.67	9.33	32.60	6.00
37	Phulwari Nagar Parishad	81740	37.16	0.00	37.16	32.20	5.00
38	Nawada Nagar Parishad	81458	63.27	1.47	61.80	32.10	5.00
39	Sheikhpura Nagar Parishad	80146	28.05	0.33	27.72	25.80	5.00
40	Araria Nagar Parishad	79021	19.00	0.67	18.33	14.00	5.00
41	Bodhgaya Nagar Parishad	78607	27.50	3.00	24.50	26.50	5.00
42	Benipur Nagar Parishad	75317	40.00	4.00	36.00	24.80	5.00
43	Rajgir Nagar Parishad	72752	22.78	8.43	14.35	13.80	5.00
44	Gopalganj Nagar Parishad	67339	23.57	0.00	23.57	24.30	5.00
45	Supaul Nagar Parishad	65437	18.73	11.41	7.32	17.70	4.00
46	Barh Nagar Parishad	61470	25.00	0.40	24.60	22.40	4.00
47	Mokama Nagar Parishad	60678	26.00	0.87	25.13	24.30	4.00
48	Sultanganj Nagar Parishad	57358	20.51	0.00	20.51	5.00	4.00
49	Barbigha Nagar Parishad	56831	21.39	0.30	21.09	5.00	4.00
50	Ballia Nagar Parishad	56400	19.60	0.20	19.40	16.20	4.00
51	Teghra Nagar Parishad	56234	21.00	0.27	20.73	22.20	4.00
52	Dalsinghsarai Nagar Parishad	55562	21.17	3.83	17.33	17.70	4.00
53	Raxaul Nagar Parishad	55536	26.00	0.90	25.10	22.00	4.00
54	Simri Bakhtiyarpur Nagar Parishad	54680	6.30	1.00	5.30	9.00	4.00
55	Madhepura Nagar Parishad	54472	10.87	0.00	10.87	21.80	4.00
56	Jogbani Nagar Parishad	54455	21.23	0.00	21.23	21.80	4.00
57	Naugachia Nagar Parishad	53723	22.50	1.50	21.00	18.80	4.00
58	Sherghati Nagar Parishad	52541	12.17	0.00	12.17	20.70	4.00
59	Daudnagar Nagar Parishad	52364	9.33	0.13	9.20	20.30	4.00
60	Arwal Nagar Parishad	51849	18.65	1.00	17.65	20.20	4.00
61	Hilsa Nagar Parishad	51052	27.00	1.33	25.67	20.00	4.00
62	Fatuha Nagar Parishad	50961	23.40	2.67	20.73	20.40	4.00
63	Hisua Nagar Parishad	50836	13.80	0.00	13.80	19.90	4.00
64	Forbesganj Nagar Parishad	50475	16.87	0.00	16.87	20.30	4.00
65	Bhabhua Nagar Parishad	50179	22.48	0.00	22.48	19.80	4.00
66	Jhanjharpur Nagar Parishad	49896	17.67	0.00	17.67	20.10	4.00
67	Narkatiyaganj Nagar Parishad	49507	22.00	1.20	20.80	16.60	3.00
68	Bakhri Nagar Parishad	48855	19.33	0.00	19.33	16.50	3.00
69	Bikramganj Nagar Parishad	48465	17.00	0.00	17.00	11.50	3.00
70	Ramnagar Nagar Parishad	48411	18.00	0.00	18.00	19.40	3.00
71	Mahnar Nagar Parishad	48293	16.90	0.45	16.45	14.40	3.00
72	Bakhtiyarpur Nagar Parishad	47897	19.00	0.67	18.33	8.00	3.00
73	Rosera Nagar Parishad	46074	15.83	0.00	15.83	6.90	3.00

S.No.	Name of ULB	Population (2011)	Waste Generation (TPD)	Waste Processing (TPD)	Gap in Waste Processing (TPD)	Action Plan Approved (MRF+ Compost+ CBG) (TPD)	Approved SLF Capacity (TPD)
74	Banka Nagar Parishad	45977	14.00	0.17	13.83	12.80	3.00
75	Parsa Bazar Nagar Panchayat	44768	3.00	0.00	3.00	17.50	3.00
76	Sahibganj Nagar Parishad	44576	10.00	0.00	10.00	16.50	3.00
77	Piro Nagar Parishad	44550	15.00	0.00	15.00	17.50	3.00
78	Khagaul Nagar Parishad	44364	19.00	2.00	17.00	12.50	3.00
79	Banmankhi Nagar Parishad	44218	15.47	0.00	15.47	17.80	3.00
80	Sheohar Nagar Parishad	44175	17.67	1.00	16.67	10.70	3.00
81	Lalganj Nagar Parishad	43954	17.63	0.33	17.30	9.40	3.00
82	Kanti Nagar Parishad	43799	11.73	8.17	3.57	10.80	3.00
83	Motipur Nagar Parishad	43708	19.00	0.05	18.95	16.30	3.00
84	Tekari Nagar Parishad	43214	10.83	0.80	10.03	16.20	3.00
85	Islampur Nagar Parishad	43211	7.70	7.59	0.11	17.20	3.00
86	Kasba Nagar Parishad	43059	17.20	0.00	17.20	17.40	3.00
87	Barahiya Nagar Parishad	43032	16.00	8.00	8.00	15.30	3.00
88	Bairgania Nagar Parishad	42895	17.17	0.17	17.00	15.20	3.00
89	Mirganj Nagar Parishad	42713	19.07	0.00	19.07	16.50	3.00
90	Dhaka Nagar Parishad	42063	18.00	0.00	18.00	17.00	3.00
91	Barauli Nagar Parishad	41877	7.90	0.00	7.90	7.00	3.00
92	Chakia Nagar Parishad	41548	3.33	0.00	3.33	16.80	3.00
93	Janakpur Road Nagar Parishad	41365	13.17	0.10	13.07	11.80	3.00
94	Warisaliganj Nagar Parishad	41315	8.20	0.70	7.50	16.70	3.00
95	Jhajha Nagar Parishad	40646	17.83	0.00	17.83	16.60	3.00
96	Mahua Nagar Parishad	40385	9.43	1.00	8.43	13.50	3.00
97	Nokha Nagar Parishad	40120	11.07	2.00	9.07	12.50	3.00
98	Maner Nagar Parishad	40068	8.00	0.02	7.98	14.50	3.00
99	Revelganj Nagar Panchayat	39039	7.92	0.00	7.92	13.20	3.00
100	Sugauli Nagar Panchayat	38815	6.67	0.00	6.67	15.20	3.00
101	Sonpur Nagar Panchayat	37776	2.12	0.89	1.23	9.00	3.00
102	Bahadurganj Nagar Panchayat	36993	14.26	0.00	14.26	14.70	3.00
103	Haweli kharagpur Nagar Parishad	36700	16.17	0.33	15.83	14.70	3.00
104	Rafiganj Nagar Panchayat	35536	5.00	3.67	1.33	8.40	3.00
105	Ekma Bazar Nagar Panchayat	34390	10.00	1.60	8.40	14.20	3.00
106	Kahalgaon Nagar Panchayat	33700	12.00	4.33	7.67	4.00	3.00
107	Dighwara Nagar Panchayat	32741	10.00	0.00	10.00	12.90	2.00
108	Jagdishpur Nagar Panchayat	32447	10.00	0.00	10.00	9.30	2.00
109	Makhdumpur Nagar Panchayat	31994	11.17	0.00	11.17	12.50	2.00
110	Mohania Nagar Panchayat	31609	6.97	0.00	6.97	12.40	2.00
111	Marhaura Nagar Panchayat	29932	8.98	0.00	8.98	12.20	2.00
112	Sursand Nagar Panchayat	29688	5.77	0.00	5.77	12.00	2.00

S.No.	Name of ULB	Population (2011)	Waste Generation (TPD)	Waste Processing (TPD)	Gap in Waste Processing (TPD)	Action Plan Approved (MRF+ Compost+ CBG) (TPD)	Approved SLF Capacity (TPD)
113	Pakridayal Nagar Panchayat	29582	6.67	0.00	6.67	7.00	2.00
114	Murliganj Nagar Panchayat	28691	6.03	0.00	6.03	11.80	2.00
115	Chanpatia Nagar Panchayat	27095	10.00	0.00	10.00	7.50	2.00
116	Barsoi Nagar Panchayat	26985	8.10	0.00	8.10	11.40	2.00
117	Bihyan Nagar Panchayat	26707	15.24	4.19	11.05	2.40	2.00
118	Manihari Nagar Panchayat	26629	14.87	7.13	7.73	8.30	2.00
119	Areraj Nagar Panchayat	26014	9.00	5.00	4.00	4.00	2.00
120	Mehsi Nagar Panchayat	25995	2.13	0.00	2.13	10.10	2.00
121	Silao Nagar Panchayat	25674	9.80	0.00	9.80	10.80	2.00
122	Amarpur Nagar Panchayat	25336	5.00	0.00	5.00	8.70	2.00
123	Naubatpur Nagar Panchayat	25011	9.50	0.00	9.50	10.00	2.00
124	Kochas Nagar Panchayat	24795	6.05	4.15	1.90	1.30	2.00
125	Maharajganj Nagar Panchayat	24282	7.23	0.00	7.23	9.50	2.00
126	Navinagar Nagar Panchayat	23984	8.20	0.20	8.00	2.00	2.00
127	Nasriganj Nagar Panchayat	23819	6.90	0.00	6.90	4.00	2.00
128	Mairwa Nagar Panchayat	23565	8.27	0.00	8.27	5.50	2.00
129	Bikram Nagar Panchayat	22486	7.00	2.00	5.00	9.30	2.00
130	Jaynagar Nagar Panchayat	21782	7.50	0.00	7.50	9.10	2.00
131	Belsand Nagar Panchayat	20566	4.10	0.08	4.02	4.00	2.00
132	Kateya Nagar Panchayat	20193	5.97	0.00	5.97	6.80	2.00
133	Nirmali Nagar Panchayat	20189	9.78	0.00	9.78	0.00	0.00
134	Birpur Nagar Panchayat	19932	9.60	0.00	9.60	7.70	2.00
135	Kesariya Nagar Panchayat	18984	12.33	0.00	12.33	7.50	2.00
136	Koath Nagar Panchayat	18890	8.07	0.00	8.07	7.50	2.00
137	Thakurganj Nagar Panchayat	18348	10.23	0.00	10.23	7.30	2.00
138	Ghoghardiha Nagar Panchayat	18257	4.56	3.73	0.83	3.00	2.00
139	Shahpur Nagar Panchayat	17767	9.48	0.35	9.13	6.20	2.00
140	Koilwar Nagar Panchayat	17725	5.00	0.80	4.20	6.00	2.00
141	Khusrupur Nagar Panchayat	15731	5.70	0.50	5.20	6.70	1.00
	<b>Total</b>	<b>13,038,549</b>	<b>5,916</b>	<b>2,007</b>	<b>3910</b>	<b>5,368</b>	<b>1,140</b>

*Lika*

## Annexure VII – Details of Legacy Waste

S.No.	Name of ULB	Population 2011	Area of Legacy Waste (Acre)	Estimated Quantity of Legacy waste (in Tons)	Quantity of Waste Remediated till now (in Tons)	Action Plan Approved under SBM (U) 2.0
1	Patna Nagar Nigam	1684222		1,000,000	710000	
2	Gaya Nagar Nigam	474093	23	400000	400000	
3	Bhagalpur Nagar Nigam	400146	9.5	192000	160000	192000
4	Muzaffarpur Nagar Nigam	354462	7.3	186266	0	
5	Biharsharif Nagar Nigam	337819	3	10000	0	10000
6	Darbhanga Nagar Nigam	296039	0	0	0	
7	Purnia Nagar Nigam	282248	10	350000	0	130000
8	Sasaram Nagar Nigam	264709	0	0	0	
9	Ara Nagar Nigam	261430	0	0	0	
10	Samastipur Nagar Nigam	253136	0	0	0	
11	Sitamarhi Nagar Nigam	252453	1	200	0	
12	Begusarai Nagar Nigam	252008		126,000	0	
13	Katihar Nagar Nigam	240838	4.5	157276	14819	
14	Bettiah Nagar Nigam	237254	5	200000	0	
15	Motihari Nagar Nigam	221646	1	450	0	
16	Saharsa Nagar Nigam	216491	NA	NA	NA	
17	Munger Nagar Nigam	213303	11	175000	144000	
18	Chapra Nagar Nigam	202352	7	164500	64000	8000
19	Siwan Nagar Parishad	191385	0	0	0	
20	Hajipur Nagar Parishad	191275	0	0	0	
21	Danapur Nizamat Nagar Parishad	182429	1.2	17854	0	17854
22	Madhubani Nagar Nigam	164396	5	0	0	
23	Buxar Nagar Parishad	145521	0.5	35280	0	35280
24	Dehri-Dalmianagar Nagar Parishad	137231	5	225000	0	
25	Khagaria Nagar Parishad	119841	0	0	0	
26	Bagaha Nagar Parishad	112634	0	0	0	
27	Kishanganj Nagar Parishad	105782	2.5	17000	0	9000
28	Jamalpur Nagar Parishad	105434	1	2000	0	
29	Jehanabad Nagar Parishad	103202	1.89	50000	0	60480
30	Aurangabad Nagar Parishad	102244	1	40000	0	9957
31	Bihat Nagar Parishad	100038	0.2	1200	0	
32	Lakhisarai Nagar Parishad	99979	1	80	0	
33	Gogri Jamalpur Nagar Parishad	96378	0.34	2264.5	0	
34	Dumraon Nagar Parishad	90452	5.5	19500	0	19500
35	Jamui Nagar Parishad	87357	1	30000	0	6000
36	Masaurhi Nagar Parishad	83477	1.2	5200	0	
37	Phulwari Nagar Parishad	81740	0	0	0	

S.No.	Name of ULB	Population 2011	Area of Legacy Waste (Acre)	Estimated Quantity of Legacy waste (in Tons)	Quantity of Waste Remediated till now (in Tons)	Action Plan Approved under SBM (U) 2.0
38	Nawada Nagar Parishad	81458	3	400000	0	6600
39	Sheikhpura Nagar Parishad	80146	5	0	0	
40	Araria Nagar Parishad	79021	1	14235	0	
41	Bodhgaya Nagar Parishad	78607	0	0	0	
42	Benipur Nagar Parishad	75317	0.1	288	0	
43	Rajgir Nagar Parishad	72752	3.5	150000	0	
44	Gopalganj Nagar Parishad	67339	0	0	0	
45	Supaul Nagar Parishad	65437	0	0	0	
46	Barh Nagar Parishad	61470	1	20088	0	2000
47	Mokama Nagar Parishad	60678	0	0.1	0	
48	Sultanganj Nagar Parishad	57358	0	0	0	
49	Barbigha Nagar Parishad	56831	0	0	0	
50	Ballia Nagar Parishad	56400	0.44	2200	0	
51	Teghra Nagar Parishad	56234	0.16	2300	0	
52	Dalsinghsarai Nagar Parishad	55562	0.5	25000	0	
53	Raxaul Nagar Parishad	55536	0	0	0	
54	Simri Bakhtiyarpur Nagar Parishad	54680	1.85	1800	0	
55	Madhepura Nagar Parishad	54472	0.6	225	0	
56	Jogbani Nagar Parishad	54455	1	7700	0	
57	Naugachia Nagar Parishad	53723	0	0	0	
58	Sherghati Nagar Parishad	52541	2.41	5200	0	
59	Daudnagar Nagar Parishad	52364	0	0	0	
60	Arwal Nagar Parishad	51849	0	0	0	
61	Hilsa Nagar Parishad	51052	0.1	0.1	0	
62	Fatuha Nagar Parishad	50961	0	0	0	
63	Hisua Nagar Parishad	50836	1.18	125	0	
64	Forbesganj Nagar Parishad	50475	1.5	5245	0	
65	Bhabhua Nagar Parishad	50179	3	50	0	
66	Jhanjharpur Nagar Parishad	49896	0.25	2500	0	
67	Narkatiyaganj Nagar Parishad	49507	0	0	0	
68	Bakhri Nagar Parishad	48855	0.7	420	0	
69	Bikramganj Nagar Parishad	48465	0	0	0	
70	Ramnagar Nagar Parishad	48411	0	0	0	
71	Mahnar Nagar Parishad	48293	0	0	0	
72	Bakhtiyarpur Nagar Parishad	47897	0.75	4000	0	
73	Rosera Nagar Parishad	46074	0.075	4	0	
74	Banka Nagar Parishad	45977	1	500	0	
75	Parsa Bazar Nagar Panchayat	44768	0.124	10	0	
76	Sahibganj Nagar Parishad	44576	0	0	0	

S.No.	Name of ULB	Population 2011	Area of Legacy Waste (Acre)	Estimated Quantity of Legacy waste (in Tons)	Quantity of Waste Remediated till now (in Tons)	Action Plan Approved under SBM (U) 2.0
77	Piro Nagar Parishad	44550	1	200	0	
78	Khagaul Nagar Parishad	44364	0	0	0	
79	Banmankhi Nagar Parishad	44218	0.83	382	0	
80	Sheohar Nagar Parishad	44175	0.3125	200	0	
81	Lalganj Nagar Parishad	43954	0	0	0	
82	Kanti Nagar Parishad	43799	0	0	0	
83	Motipur Nagar Parishad	43708	0	0	0	
84	Tekari Nagar Parishad	43214	3.12	22000	0	
85	Islampur Nagar Parishad	43211	0	0	0	
86	Kasba Nagar Parishad	43059	0.75	400	0	
87	Barahiya Nagar Parishad	43032	0	0	0	
88	Bairganja Nagar Parishad	42895	0.89	8000	0	
89	Mirganj Nagar Parishad	42713	2.5	3500	0	
90	Dhaka Nagar Parishad	42063	0	0	0	
91	Barauli Nagar Parishad	41877	0.3	1800	0	
92	Chakia Nagar Parishad	41548	1	0	0	
93	Janakpur Road Nagar Parishad	41365	0	0	0	
94	Warisaliganj Nagar Parishad	41315	0.5	110	0	
95	Jhajha Nagar Parishad	40646	4.264	7500	0	1500
96	Mahua Nagar Parishad	40385	0	0	0	
97	Nokha Nagar Parishad	40120	0	0	0	
98	Maner Nagar Parishad	40068	0	0	0	
99	Revelganj Nagar Panchayat	39039	1.5	900	0	
100	Sugauli Nagar Panchayat	38815	0	0	0	
101	Sonpur Nagar Panchayat	37776	0	0	0	
102	Bahadurganj Nagar Panchayat	36993	0	0	0	
103	Haweli kharagpur Nagar Parishad	36700	0.1	8730	0	
104	Rafiganj Nagar Panchayat	35536	0	0	0	
105	Ekma Bazar Nagar Panchayat	34390	5	3	0	
106	Kahalgaon Nagar Panchayat	33700	2.5	16500	0	15600
107	Dighwara Nagar Panchayat	32741	0.05	30	0	
108	Jagdishpur Nagar Panchayat	32447	1.48	300	0	
109	Makhdumpur Nagar Panchayat	31994	2500	335	0	
110	Mohania Nagar Panchayat	31609	0	0	0	
111	Marhaura Nagar Panchayat	29932	0	0	0	
112	Sursand Nagar Panchayat	29688	0.137	1500	0	
113	Pakridayal Nagar Panchayat	29582	750	13.2	0	
114	Murliganj Nagar Panchayat	28691	0	0	0	
115	Chanpatia Nagar Panchayat	27095	5	40000	0	2500

S.No.	Name of ULB	Population 2011	Area of Legacy Waste (Acre)	Estimated Quantity of Legacy waste (in Tons)	Quantity of Waste Remediated till now (in Tons)	Action Plan Approved under SBM (U) 2.0
116	Barsoi Nagar Panchayat	26985	0.2	700	0	
117	Bihyan Nagar Panchayat	26707	0	0	0	
118	Manihari Nagar Panchayat	26629	0.77	865	0	
119	Areraj Nagar Panchayat	26014	0	0	0	
120	Mehsi Nagar Panchayat	25995	0	0	0	
121	Silao Nagar Panchayat	25674	2.23	9	0	
122	Amarpur Nagar Panchayat	25336	0.3	300	0	
123	Naubatpur Nagar Panchayat	25011	0.6	1000	0	
124	Kochas Nagar Panchayat	24795	0	0	0	
125	Maharajganj Nagar Panchayat	24282	1.02	200	0	
126	Navinagar Nagar Panchayat	23984	0	0	0	
127	Nasriganj Nagar Panchayat	23819	0.23	2518.5	0	
128	Mairwa Nagar Panchayat	23565	0.62	1527	0	
129	Bikram Nagar Panchayat	22486	0	0	0	
130	Jaynagar Nagar Panchayat	21782	0	0	0	
131	Belsand Nagar Panchayat	20566	0	0	0	
132	Kateya Nagar Panchayat	20193	0.78	78	0	
133	Nirmali Nagar Panchayat	20189	0.6	150	0	
134	Birpur Nagar Panchayat	19932	1	1200	0	
135	Kesariya Nagar Panchayat	18984	0	0	0	
136	Koath Nagar Panchayat	18890	1.5	1500	0	
137	Thakurganj Nagar Panchayat	18348	0	0	0	
138	Ghoghardiha Nagar Panchayat	18257	1.1	350	0	
139	Shahpur Nagar Panchayat	17767	0	0	0	
140	Koilwar Nagar Panchayat	17725	0	0	0	
141	Khusrupur Nagar Panchayat	15731	0	0	0	
	<b>Total</b>	<b>13038549</b>		<b>4171761</b>	<b>1492819</b>	<b>526271</b>